

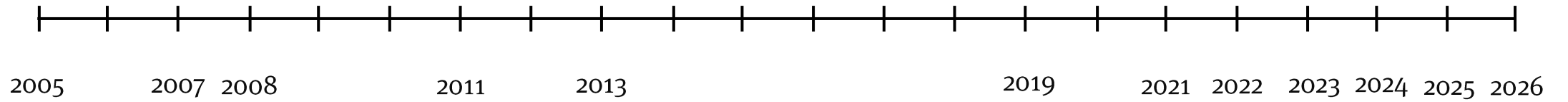
UMBRACOSPARK
INNOVATION CONFERENCE

The Road To Umbraco 15

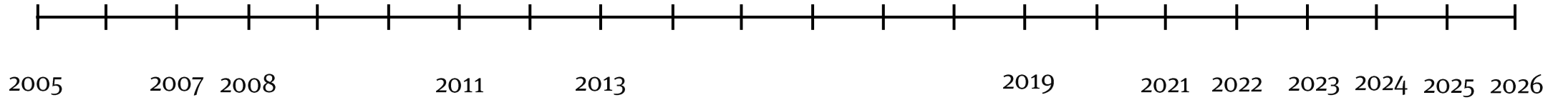
Markus Johansson

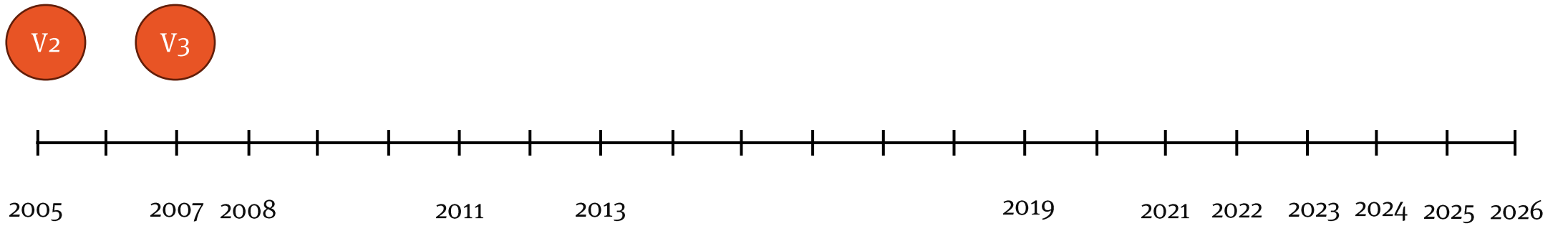
Skier 🏂 🚠 / Umbracian 🎉

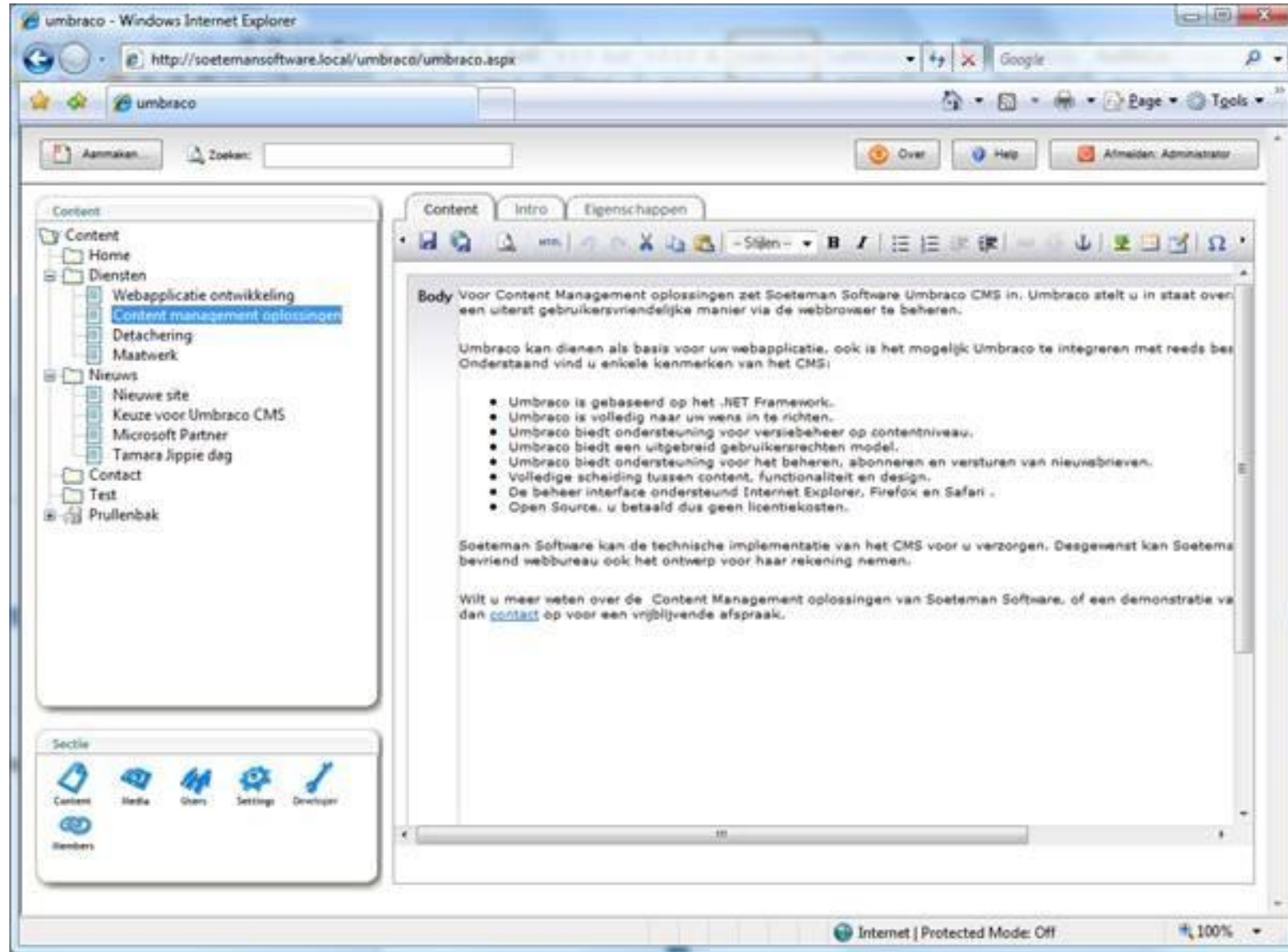




V2

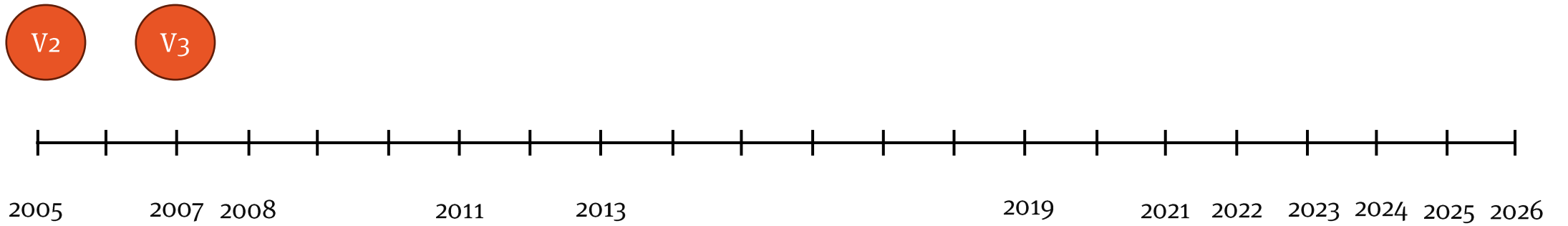


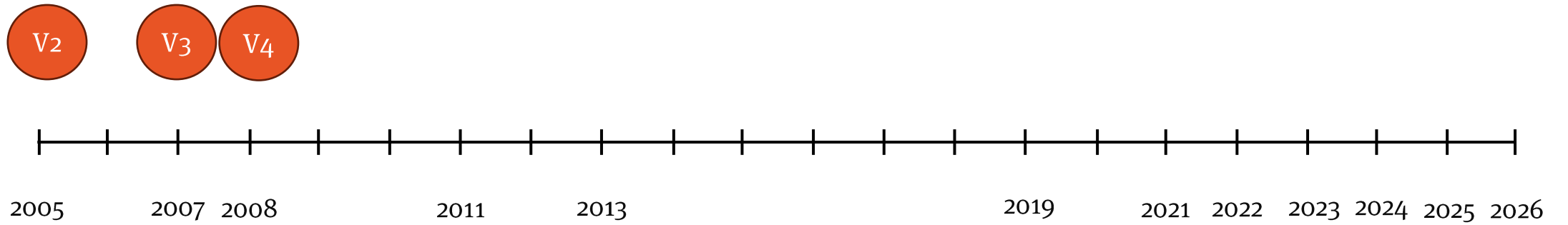






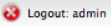

```
<a href="/blogg/rss.aspx"></a>
<ul>
  <li><a href="/blogg.aspx">Blog Poster</a></li>
  <xsl:for-each select="$currentPage/ancestor-or-self::node [@level=$level]/node [string(data [@alias='umbracoNaviHide']) != '1']">
    <xsl:sort select="@createDate" order="descending"/>
    <li>
      <a href="{umbraco.library:NiceUrl(@id)}">
        <xsl:if test="$currentPage/ancestor-or-self::node/@id = current()/@id">
          <xsl:attribute name="style">font-weight: bold;</xsl:attribute>
        </xsl:if>
        <xsl:value-of select="@nodeName"/>
      </a>
    </li>
  </xsl:for-each>
</ul>
```

 XSLT






Create...

 About
  Help
  Logout: admin

Content

- Content
 - uWebshop 2 Sandbox
 - Basket
 - Store
 - uWebshop
 - Stores
 - Toystore
 - Catalog
 - Categories
 - Products
 - Products
 - Toy bike
 - Orders
 - Confirmed Orders
 - Unpaid Orders
 - Paid Orders
 - Dispatched Orders
 - Completed Orders
 - Discounts
 - Product Discounts
 - Order Discounts
 - Payment Providers
 - Payment Providers
 - Payment Provider Zones
 - Shipping Providers
 - Shipping Providers
 - Shipping Provider Zones
 - Emails
 - Shop Emails
 - Customer Emails
 - Settings
 - Recycle Bin

Get Started Last Edits Change Password



Start Here


- Hide

Thank you for choosing Umbraco!

We think this could be the beginning of something beautiful. You have made a great choice, to help you get started here are some links to additional information:

Find out more:

<div style="border: 1px solid #ccc; padding: 5px; margin-bottom: 5px;"> <p>New to Umbraco</p> <ul style="list-style-type: none"> • Download and read the Umbraco Getting Started Guide • Download the Editors Manual for details on working with the Umbraco UI • Watch the Umbraco foundation videos on Youtube • Find an Umbraco Certified Developer near you </div>	<div style="border: 1px solid #ccc; padding: 5px; margin-bottom: 5px;"> <p>Go further</p> <ul style="list-style-type: none"> • Find an add-on package to help you get going quickly • Learn to extend Umbraco at Umbraco TV (some videos are free, some require a subscription) • Read the API documentation on our Community Wiki • Become a Certified Umbraco Developer and learn from the source • Find out about our productivity boosting tools </div>	<div style="border: 1px solid #ccc; padding: 5px; margin-bottom: 5px;"> <p>Get support</p> <ul style="list-style-type: none"> • Ask a question in the Community Forum • Watch our tutorial videos (some are free, some require a subscription) • Find out about our commercial support • Find out about real-life training and certification opportunities </div>
---	---	--



Make it look great

- Hide


Install a Starter Site and Skin


If you haven't already installed one of our Starter Kits, we think you should do that now. This is one of the best ways to start working with Umbraco. After you install a Starter Kit, you can select a skin to make it look great and customize the kit to your liking.


Starter Kits:


- [Simple Starter Kit](#) a bare-bones website that introduces you to a set of well-defined conventions for building an Umbraco website
- [Blog Starter Kit](#) a powerful blog kit with all the bells and whistles
- [Business Starter Kit](#) a basic business kit to get you up and running today
- [Personal Starter Kit](#) a basic personal kit for your own space on the web


Sections



Content


Media

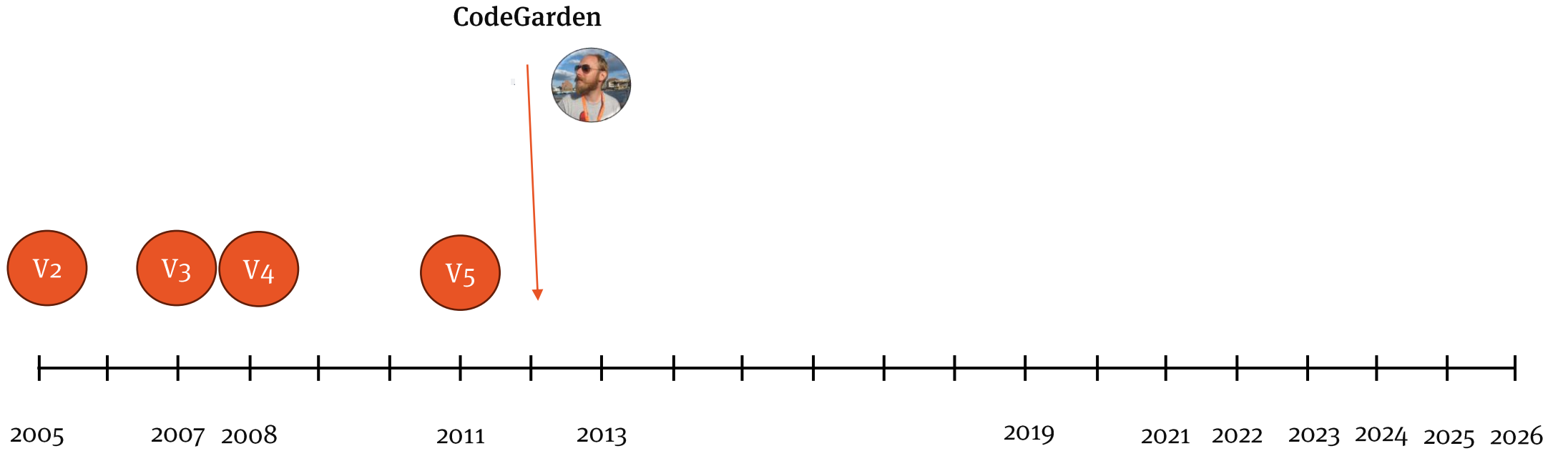

Settings


Developer


Users


Members

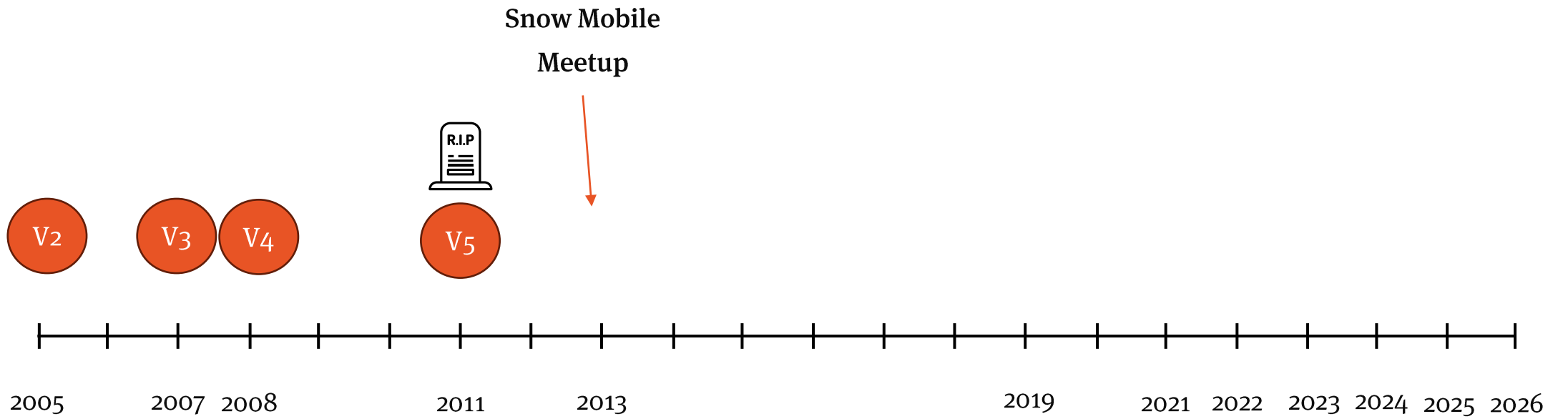




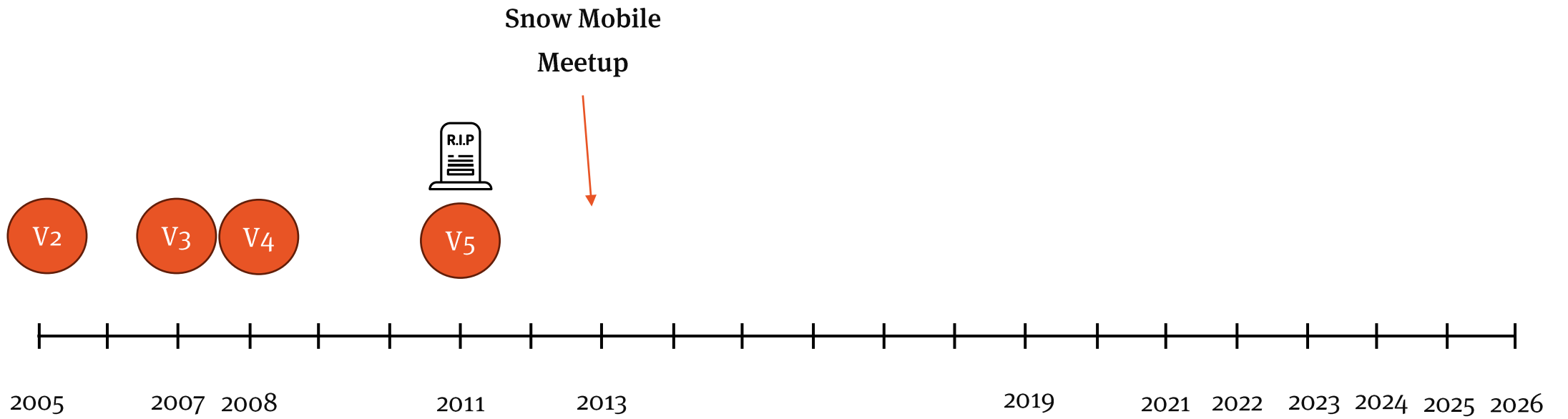


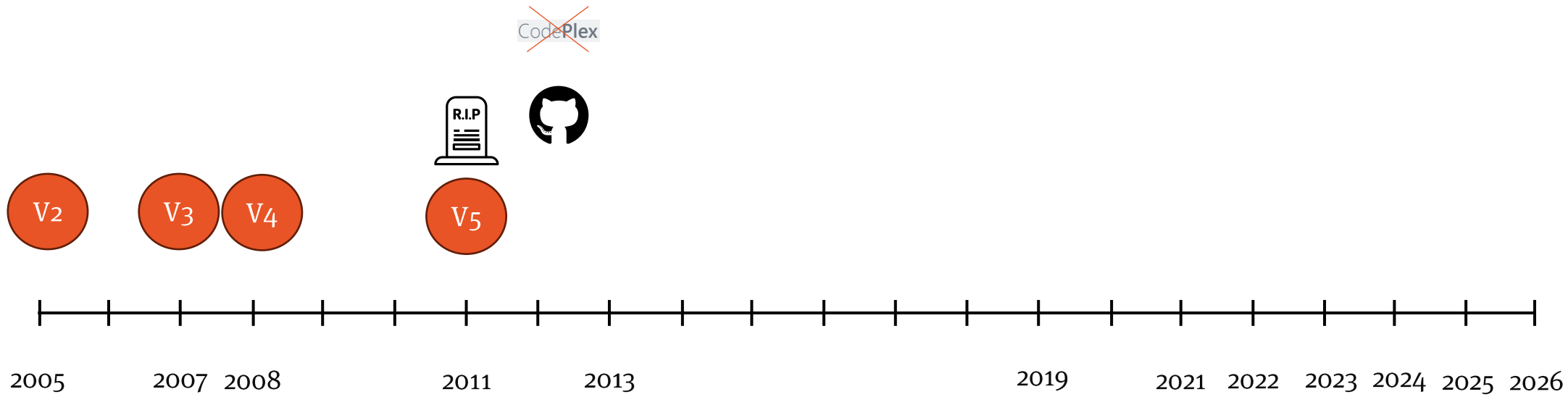






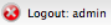









Create...

 About
  Help
  Logout: admin

Content

- Content
 - uWebshop 2 Sandbox
 - Basket
 - Store
 - uWebshop
 - Stores
 - Toystore
 - Catalog
 - Categories
 - Products
 - Products
 - Toy bike
 - Orders
 - Confirmed Orders
 - Unpaid Orders
 - Paid Orders
 - Dispatched Orders
 - Completed Orders
 - Discounts
 - Product Discounts
 - Order Discounts
 - Payment Providers
 - Payment Providers
 - Payment Provider Zones
 - Shipping Providers
 - Shipping Providers
 - Shipping Provider Zones
 - Emails
 - Shop Emails
 - Customer Emails
 - Settings
 - Recycle Bin

Get Started Last Edits Change Password



Start Here


- Hide

Thank you for choosing Umbraco!

We think this could be the beginning of something beautiful. You have made a great choice, to help you get started here are some links to additional information:

Find out more:

<div style="border: 1px solid #ccc; padding: 5px; margin-bottom: 5px;"> <p>New to Umbraco</p> <ul style="list-style-type: none"> • Download and read the Umbraco Getting Started Guide • Download the Editors Manual for details on working with the Umbraco UI • Watch the Umbraco foundation videos on Youtube • Find an Umbraco Certified Developer near you </div>	<div style="border: 1px solid #ccc; padding: 5px; margin-bottom: 5px;"> <p>Go further</p> <ul style="list-style-type: none"> • Find an add-on package to help you get going quickly • Learn to extend Umbraco at Umbraco TV (some videos are free, some require a subscription) • Read the API documentation on our Community Wiki • Become a Certified Umbraco Developer and learn from the source • Find out about our productivity boosting tools </div>	<div style="border: 1px solid #ccc; padding: 5px; margin-bottom: 5px;"> <p>Get support</p> <ul style="list-style-type: none"> • Ask a question in the Community Forum • Watch our tutorial videos (some are free, some require a subscription) • Find out about our commercial support • Find out about real-life training and certification opportunities </div>
---	---	--



Make it look great

- Hide


Install a Starter Site and Skin


If you haven't already installed one of our Starter Kits, we think you should do that now. This is one of the best ways to start working with Umbraco. After you install a Starter Kit, you can select a skin to make it look great and customize the kit to your liking.


Starter Kits:


- [Simple Starter Kit](#) a bare-bones website that introduces you to a set of well-defined conventions for building an Umbraco website
- [Blog Starter Kit](#) a powerful blog kit with all the bells and whistles
- [Business Starter Kit](#) a basic business kit to get you up and running today
- [Personal Starter Kit](#) a basic personal kit for your own space on the web


Sections



Content


Media


Settings


Developer


Users


Members



Search: Type to search...

Home

Content | Social | Banner | About | Properties

CONTENT

- Home
- Getting Started
- Go Further
- Installing Modules
- About
- News
- Recycle Bin

Page title: Txt: A responsive starter kit for Umbraco

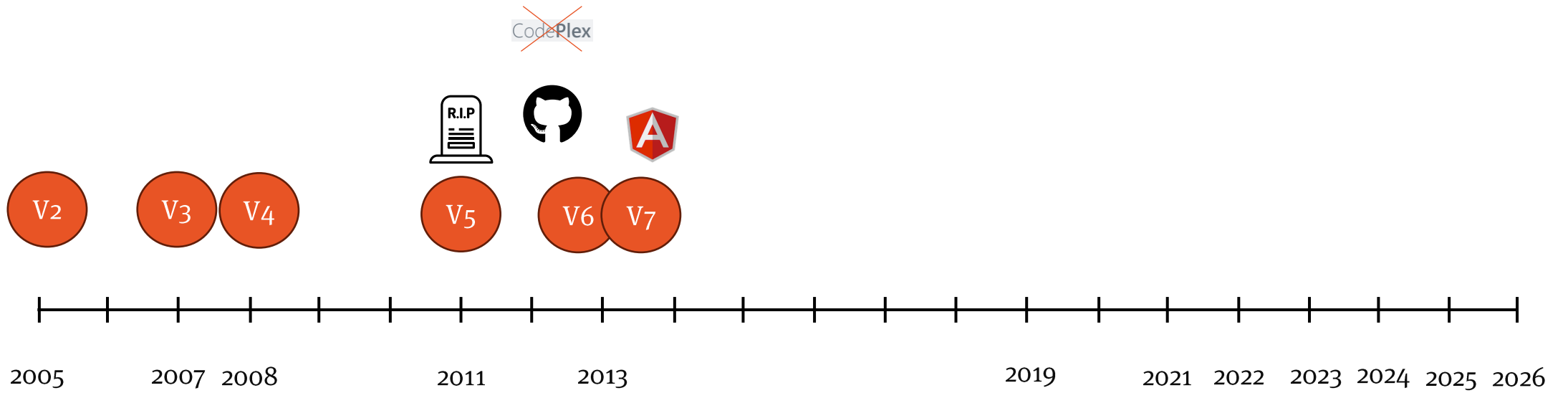
Site Name: Umbraco Txt

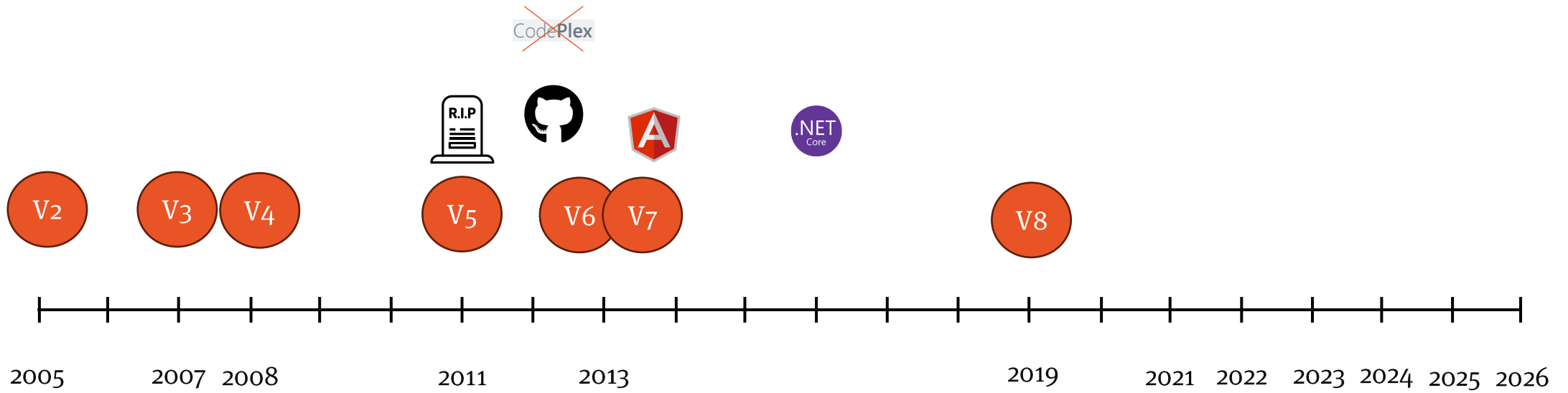
Byline: A responsive starter kit for Umbraco

Copyright: Umbraco

Preview | Save and publish









- Content
- 🏠 Newsletter Studio
 - ▶️ Account
 - ▶️ Checkout
 - ▶️ Features
 - ▶️ Help
 - ▶️ Blog
 - 🔑 Documentation
 - 📖 Installation
 - 📄 Contact
 - 📄 Download
 - 📄 Videos
 - ▶️ RemotePages
 - 📄 License Agreement
 - ▶️ Campaigns
 - 📄 [Dev] - Blocks
 - 📄 An error occurred
 - 📄 Page found not
 - 📄 Pricing FAQ
 - 📄 Versioning, release cadence and en...
 - 📄 Subscription - Thank you
- ▶️ Versions
- ▶️ Recycle Bin

Recent activities

Shows recent activities from all users in the back office.

- 19 September 2024 21:24 Markus Johansson saved and published [13.0.8](#).
- 19 September 2024 21:24 Markus Johansson saved and published [13.0.9](#).
- 13 September 2024 00:43 Markus Johansson saved and published [Versioning, release cadence and end of life](#).
- 11 September 2024 23:41 Markus Johansson saved and published [Working on support for Umbraco 14](#).
- 26 July 2024 13:12 Markus Johansson saved and published [Version 13](#).
- 26 July 2024 13:12 Markus Johansson saved and published [Version 12](#).
- 26 July 2024 13:12 Markus Johansson saved and published [Version 11](#).
- 24 July 2024 13:03 Markus Johansson saved and published [3.0.17](#).
- 24 July 2024 12:52 Markus Johansson saved and published [12.1.7](#).
- 24 July 2024 12:52 Markus Johansson saved and published [13.0.7](#).

Unpublished content

Shows unpublished content that has not been scheduled for publish.

0

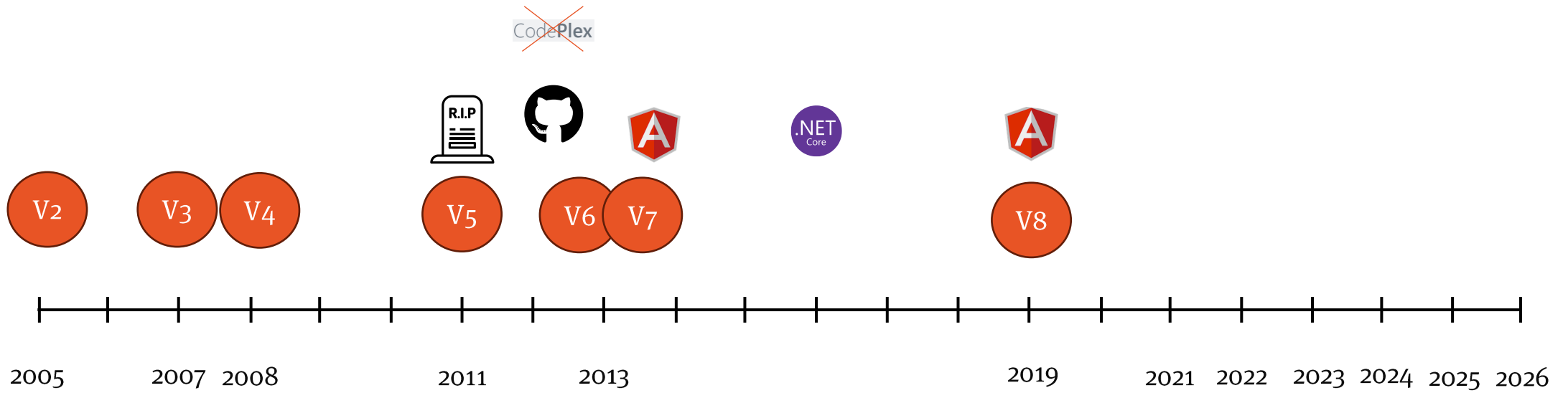
Your recent activity

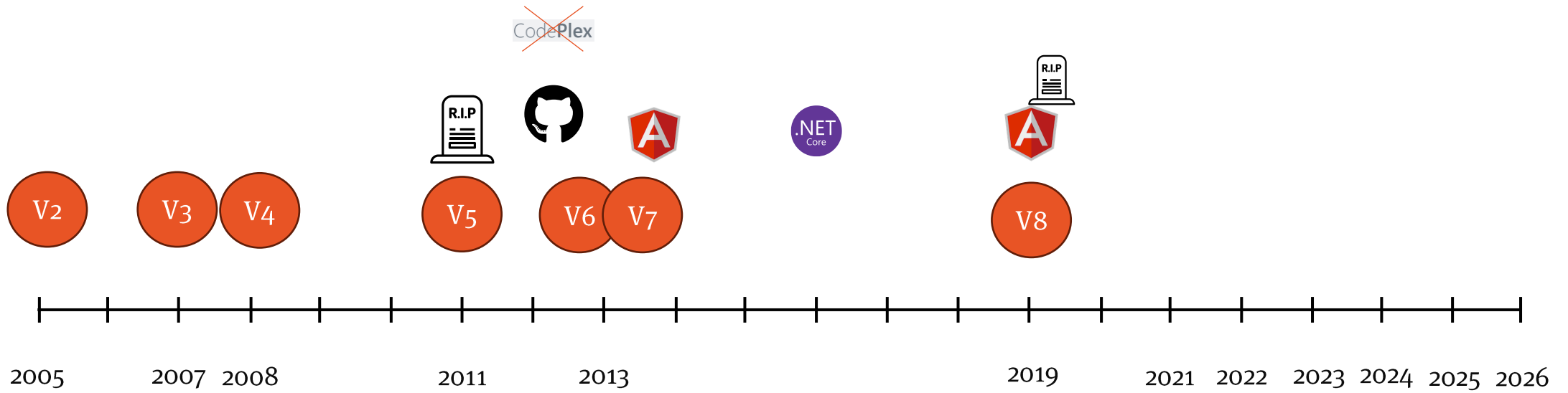
Shows your own recent activities

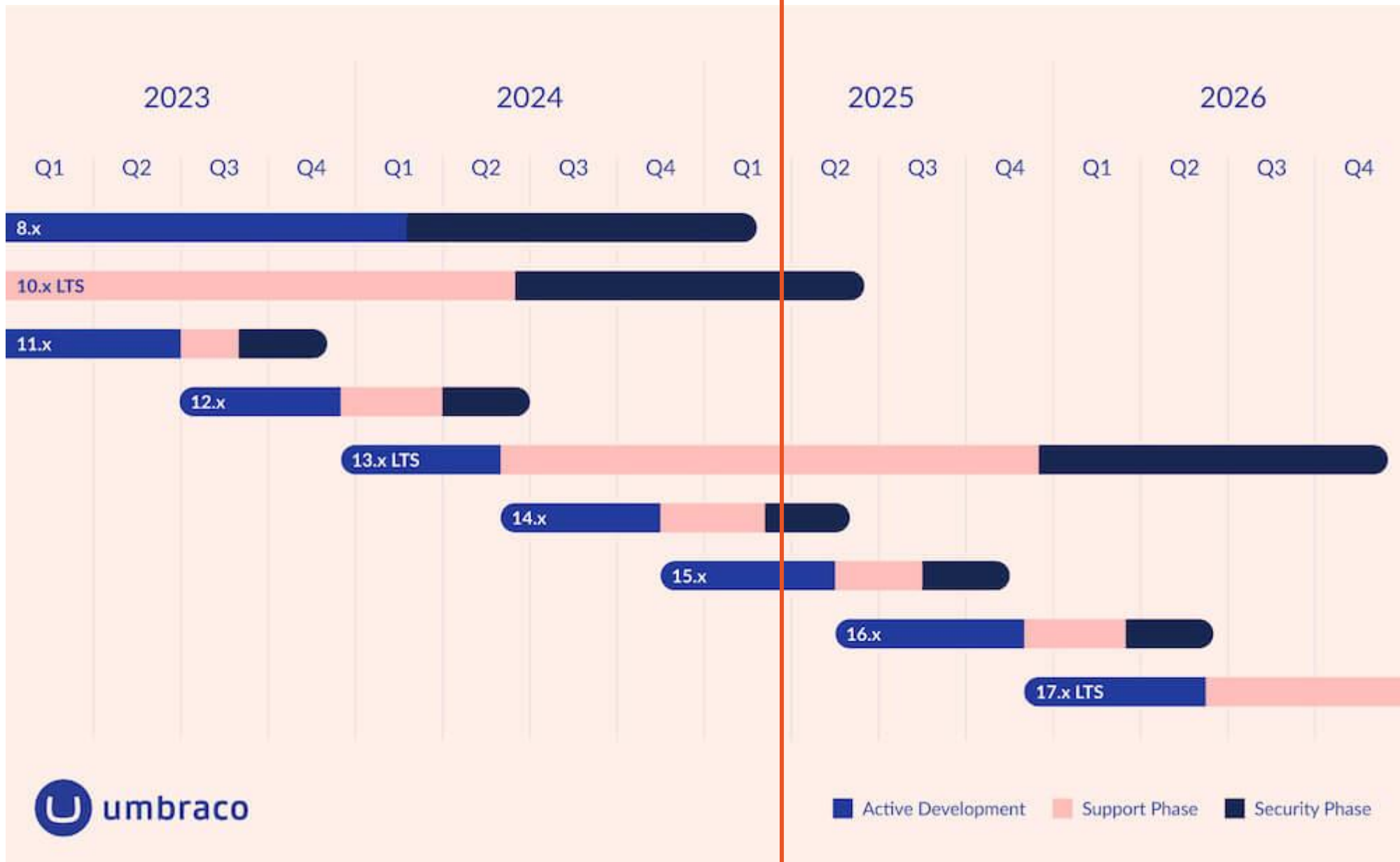
- 19 September 2024 21:24 Saved and published [13.0.8](#).
- 19 September 2024 21:24 Saved and published [13.0.9](#).
- 13 September 2024 00:43 Saved and published [Versioning, release cadence and end of life](#).
- 11 September 2024 23:41 Saved and published [Working on support for Umbraco 14](#).
- 26 July 2024 13:12 Saved and published [Version 13](#).
- 26 July 2024 13:12 Saved and published [Version 12](#).
- 26 July 2024 13:12 Saved and published [Version 11](#).
- 24 July 2024 13:03 Saved and published [3.0.17](#).
- 24 July 2024 12:52 Saved and published [12.1.7](#).
- 24 July 2024 12:52 Saved and published [13.0.7](#).

- 196 Published content nodes
- 12 Nodes in recycle bin
- 412 Members on website
- 0 New members last week











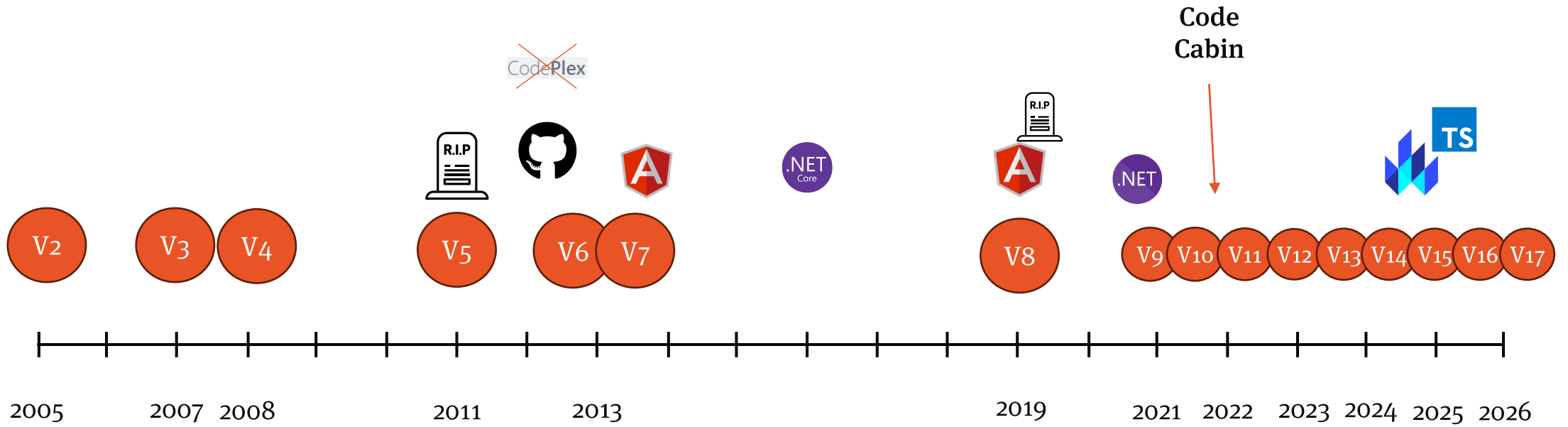
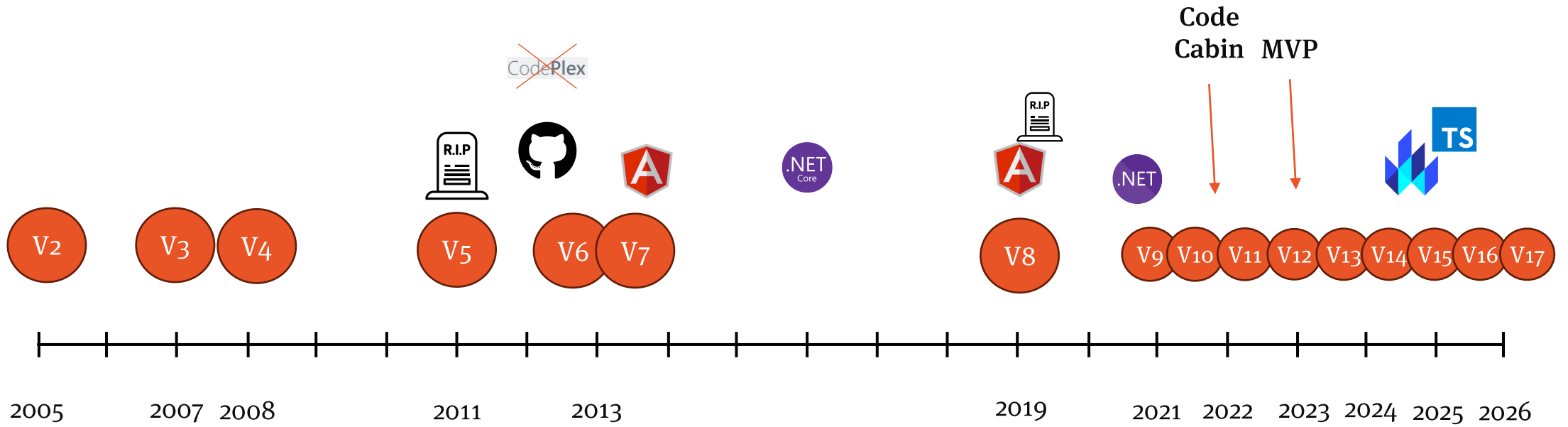




Foto: Clive Cooper







umbraco
MVP 2023

Markus Johansson

@markusjoha









VOLVO Om oss | Lediga jobb | Kontakt | Sök

Bilar Verktad Anläggningar Företag Laddat Erbjudanden 788 bilar i lager

Volvo Alla modeller Erbjudanden Företag Care by Volvo Privatleasing

Start Bilar Volvo Elbilar

Elbilar

Inspirerade av vår planet, designade för ditt liv

Intresserad av elbil? Här hittar du allt du behöver veta om hur elbilar från Volvo fungerar. Vi har fyra stycken elbilar: Volvo XC40 Recharge, Volvo C40 Recharge, Volvo EX90 samt vår nyligen lanserade SUV, Volvo EX30.

Bilar för snabb leverans
175 nya Volvo elbilar i lager

Elbilar

EC40	EX30	EX40	EX90
Läs mer >	Läs mer >	Läs mer >	Läs mer >

Eldrift
Kompromisslös Volvokänsla möter null avgasutsläpp. Med vårt engagemang för ansvarsfullt liv strävar vi efter att öka användningen av återvunna och biobaserade material.

Google integrerat
Med Google integrerat i våra elbilar skapar vi en sömlös koppling mellan dig och ditt digitala liv. Bilen tar även emot automatiska uppdateringar. Använd Google Maps för att planera din resväg. Hitta laddstationer och njut av en mindre stressig resa.

Helt elektriskt till 2030
I dag finns det elektrifierade versioner av alla våra bilm modeller. Vår plan är att vara ett renodlat elbilsföretag vid 2030, vilket innebär att vi vill att alla nya bilar ska vara helt eldrivna. Vi går all-in.

Video: Så laddar du din elbil/laddhybrid
Hur du laddar är en viktig del av att äga en laddbil. Men hur gör man? Allt detta förklarar vi i denna film.

Video: Skillnaden på mildhybrid, laddhybrid och elbil
I den här filmen rör vi ut de olika begreppen. Vad är egentligen skillnaden på en mildhybrid, laddhybrid och en elbil?

Frågor och svar om elbilar

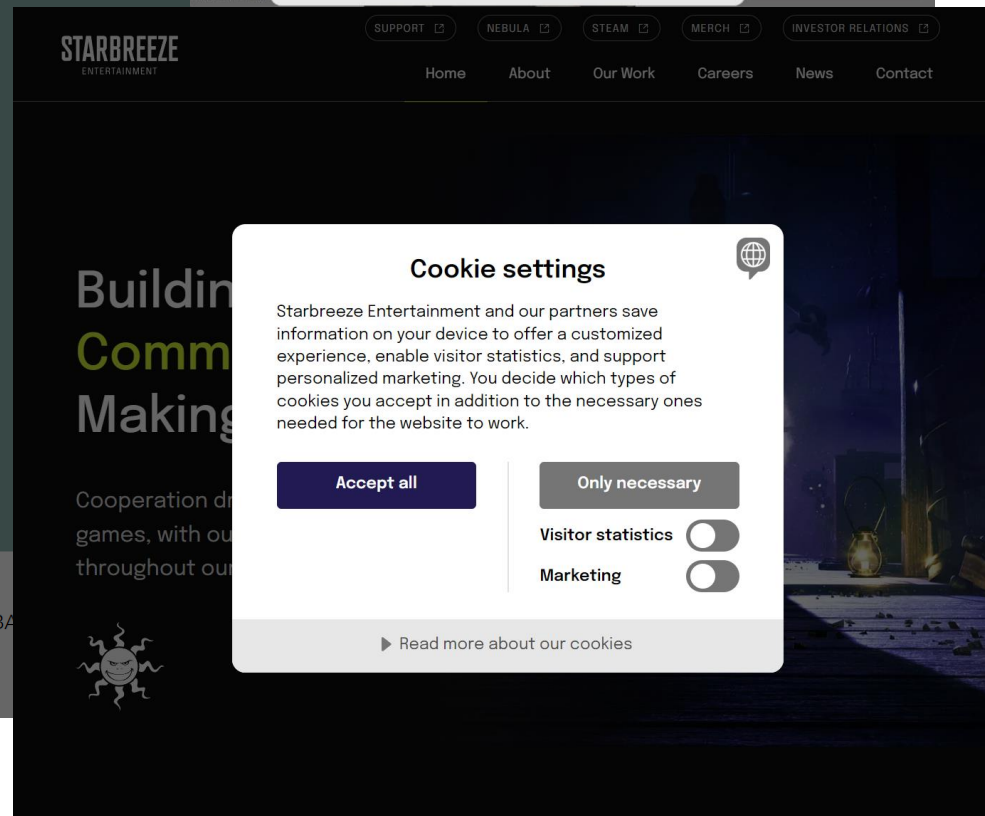
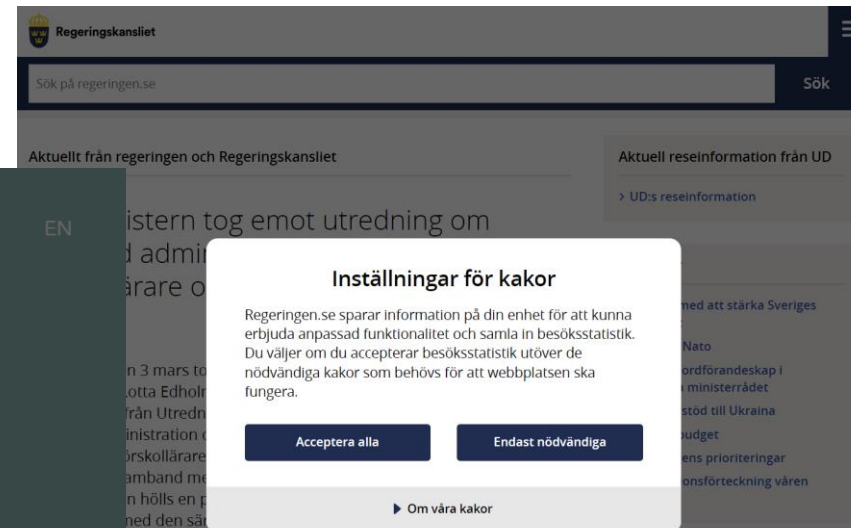
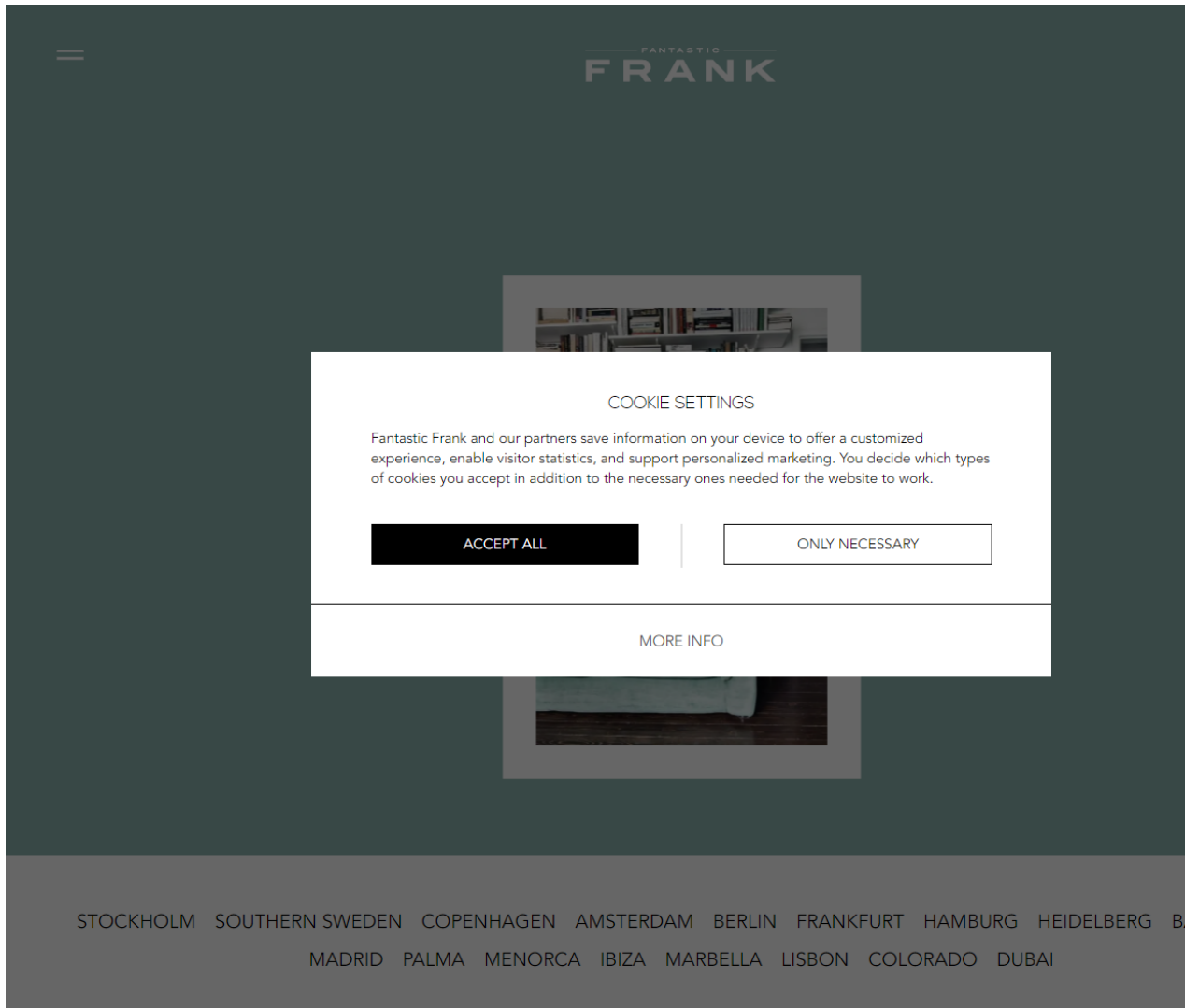
- > Vilka laddningstider kan jag räkna med när jag laddar hemma?
- > Hur mycket kostar det att ladda batteriet på en elbil?

Vilken biltyper är du?

Upplands Motor säljer ett flertal bilmärken och kan med fördel ta ett brett guidande perspektiv. Istället för att enbart sätta sina bilmärken i centrum presenterar de vilka biltyper som erbjuds. Det blir ett enklare insteg för de som letar bil – man har säkert en rätt bra idé om man letar efter en kombi eller en stor familjebil – men kanske inte är säker på vilket märke som erbjuder vad. På biltypsidiorna ger vi en tydlig översikt av vilka modeller som Upplands Motors har i sitt utbud.







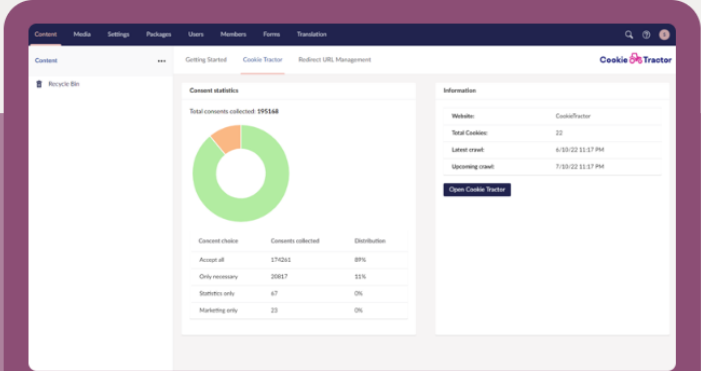
Close



CookieTractor Dashboard

Fully compliant consent management platform (CPM) to collect cookie consent from website visitors. Focus on usability, accessibility, and design while still being compliant. Our saas-service comes with a plugin for Umbraco that gives you and your editors a great overview of the current state of your consent-solution.

Fully compliant consent management platform (CPM) to collect cookie consent from website visitors. Focus on usability, accessibility, and design while still being compliant. Our saas-service comes with a plugin for Umbraco that gives you and your editors a great overview of the current state of your consent-solution.



CookieTractor Umbraco Dashboard



Example of popup in English



Welcome!

This is a little demo e-mail created during the installation.

Visit our website

Insert Control Row Settings

Button Text Image

Add row



- Home
- Products
- People
- About Us
- About this Starter Kit**
- Blog
- Contact
- Recycle Bin

Recent activities

Shows recent activities from all users in the back office.

- June 16, 2020 11:53 AM
Admin saved and published [About this Starter Kit](#).
- June 10, 2020 5:48 PM
Markus Johansson saved and scheduled [Contact](#) for publishing at June 10, 2020 5:48 PM.
- June 10, 2020 5:26 PM
Markus Johansson saved and published [Home](#).
- June 10, 2020 5:20 PM
Markus Johansson saved and published [About Us](#).
- June 10, 2020 3:57 PM
Markus Johansson saved and published [This will be great](#).
- June 10, 2020 3:57 PM
Markus Johansson saved and published [Another one](#).
- June 10, 2020 1:34 PM
Markus Johansson moved [Todo list for the Starter Kit](#) to [recycle bin](#).
- June 8, 2020 10:04 PM
Admin saved and published [My Blog Post](#).
- June 8, 2020 10:04 PM

Unpublished content

Shows unpublished content that has not been scheduled for publish.

Your recent activity

Shows your own recent activities

- June 16, 2020 11:53 AM
Saved and published [About this Starter Kit](#).
- June 9, 2020 5:43 PM
Saved and published [Home](#).
- June 8, 2020 10:04 PM
Saved and published [Contact](#).
- June 8, 2020 10:04 PM
Saved and published [This will be great](#).
- June 8, 2020 10:04 PM
Saved and published [Another one](#).
- June 8, 2020 10:04 PM
Saved and published [My Blog Post](#).
- June 8, 2020 10:04 PM
Saved and published [Blog](#).
- June 8, 2020 10:04 PM
Saved and published [Todo list for the Starter Kit](#).
- June 8, 2020 10:04 PM
Saved and published [About Us](#).

- 23 Published content nodes
- 1 Nodes in recycle bin
- 0 Members on website
- 0 New members last week



~~Belle~~ 

Bellissima!







Innehåll

Media

Inställningar

Paket

Användare

Medlemmar

Översättning

E-post



MJ

Innehåll



- ✓ Homepage
- ✓ About us
 - > Information
 - Contact
- > Newsletters
 - Unsubscribe
 - Här börjar vi skapa
 - Thank you
 - Test
- Papperskorg

Komma igång

URL-omdirigeringshantering

Our Umbraco - The Friendliest Community

Our Umbraco, the official community site, is your one-stop-shop for everything Umbraco. Whether you need a question answered, cool plugins, or a guide of how to do something in Umbraco, the world's best and friendliest community is just a click away.

[Visit Our Umbraco](#)

Documentation

Find the answers to all your Umbraco questions

Community

Get support and inspiration from driven Umbraco experts

Resources

Free video tutorials to jumpstart your journey with the CMS

Training

Real-life training and official Umbraco certifications





U Innehåll Media Inställningar Paket Användare Medlemmar Översättning E-post MJ

Innehåll ... + Komma igång URL-omdirigeringshantering

Our Umbraco - The Friendliest Community

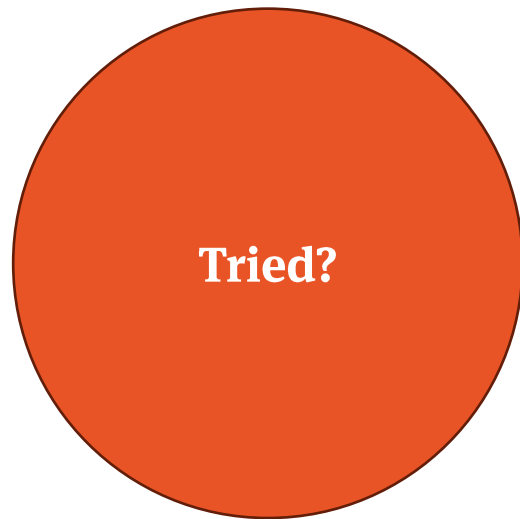
Our Umbraco, the official community site, is your one-stop-shop for everything Umbraco. Whether you need a question answered, cool plugins, or a guide of how to do something in Umbraco, the world's best and friendliest community is just a click away.

[Visit Our Umbraco](#)

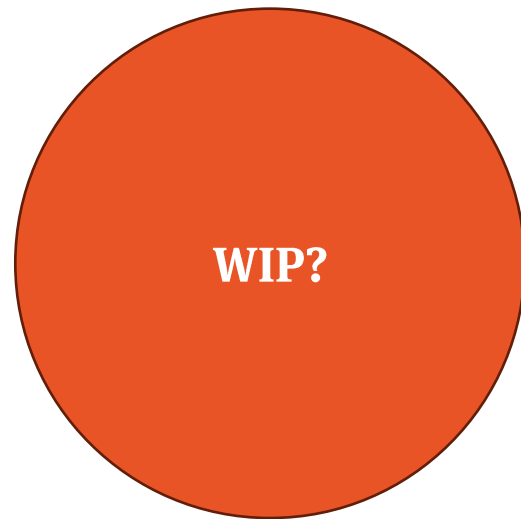
- Documentation**
Find the answers to all your Umbraco questions
- Community**
Get support and inspiration from driven Umbraco experts
- Resources**
Free video tutorials to jumpstart your journey with the CMS
- Training**
Real-life training and official Umbraco certifications

Homepage
About us
Information
Contact
Newsletters
Unsubscribe
Här börjar vi skapa
Thank you
Test
Papperskorg

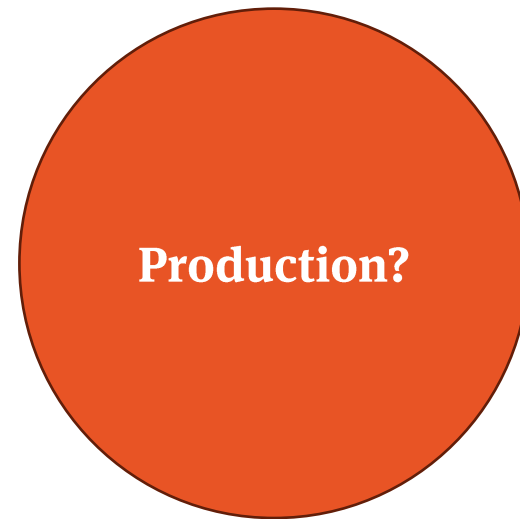


A large orange circle with a thin black outline, containing the text 'Tried?' in white, bold, sans-serif font.

Tried?

A large orange circle with a thin black outline, containing the text 'WIP?' in white, bold, sans-serif font.

WIP?

A large orange circle with a thin black outline, containing the text 'Production?' in white, bold, sans-serif font.

Production?

What's the buzz?


- Backoffice-rewrite
- Management API
- Cleanup






New backoffice

- **Web Components**
- **Lit elements**
- **Typescript**
- **“Extensions first”-approach**







Innehåll ... +

- ✓ Homepage
- ✓ About us
 - > Information
- Contact
- > Newsletters
 - Unsubscribe
- Här börjar vi skapa
- Thank you
- Test

Papperskorg

Komma igång URL-omdirigeringshantering

Our Umbraco - The Friendliest Community

Our Umbraco, the official community site, is your one-stop-shop for everything Umbraco. Whether you need a question answered, cool plugins, or a guide of how to do something in Umbraco, the world's best and friendliest community is just a click away.

[Visit Our Umbraco](#)

Documentation
Find the answers to all your Umbraco questions

Community
Get support and inspiration from driven Umbraco experts

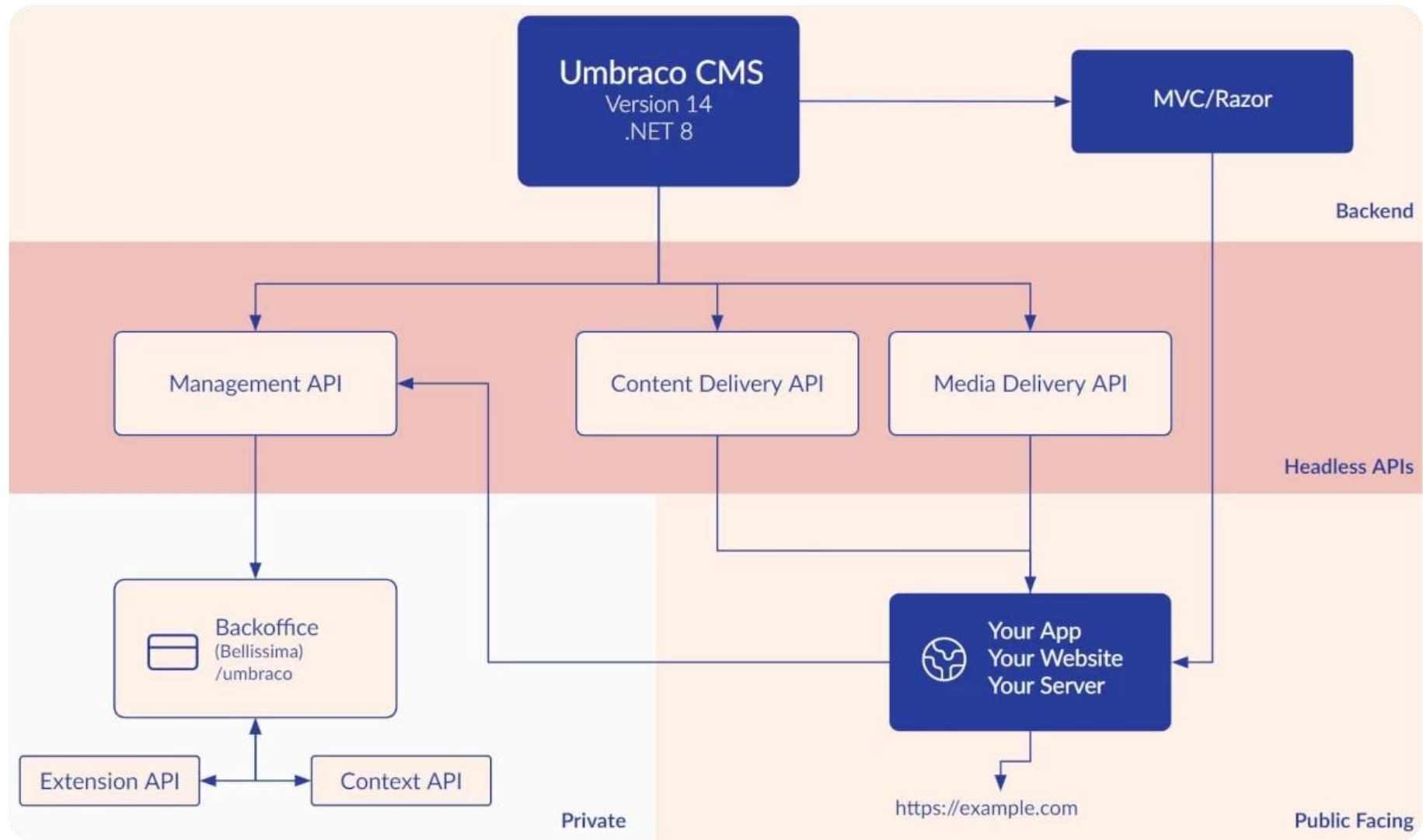
Resources
Free video tutorials to jumpstart your journey with the CMS

Training
Real-life training and official Umbraco certifications





Management API



Management API

- OpenAPI-spec / Swagger
- Used by the new backoffice
- Guid ids everywhere
- Client credentials was added in Umbraco 15
- Can be used in console apps or integrations



Umbraco localhost:44369/swagger/index.html?urls.primaryName=Umbraco+Management+API

Swagger
Supported by SMARTBEAR

Select a definition **Umbraco Management API**

Umbraco Management API Latest OAS 3.0

<https://localhost:44369/umbraco/swagger/management/swagger.json>

This shows all APIs available in this version of Umbraco - including all the legacy apis that are available for backward compatibility

[Authorize](#)

Filter by tag

Culture

GET /umbraco/management/api/v1/culture

Data Type

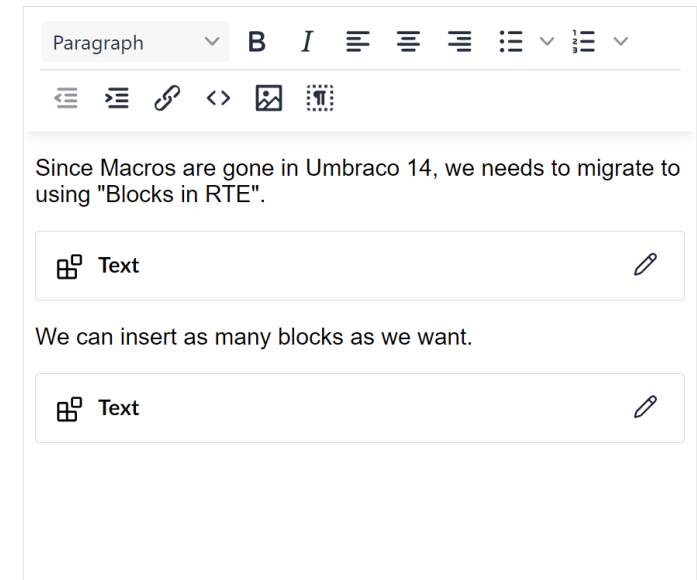
POST /umbraco/management/api/v1/data-type



Out with the old

Things to keep in mind

- Grid is gone, use "Block Grid"
- Nested Content is gone, use "Block List"
- Macros are gone, use "Blocks in RTE"
- Smigde has been removed. You are on your own.
- Newtonsoft JSON replaced with System.Text.Json



Blocks

everywhere.  TM



English (United States) >

Home

English (United States) > x

Start

Swedish (Sweden) > x



Actions >

Content



Home

Recycle Bin

Content

Blocks

Pancakes

My Block

Create new



Body



Seo

Meta Title

Content

Blocks

Pancakes

My Block

Create new



Body



Seo

Meta Title

(Content) / Home

Save and preview

Save...

Save and publish... ^



Content Media Library Settings Packages Users Members Translations

Content
Home
Products
- Biker jacket

Biker jacket English (United States) Content Info Actions

Product Details

Product Name	Biker Jacket
Price	19900
Description	Donec rutrum congue leo eget malesuada. Vivamus suscipit tortor eget felis porttitor volutpat.
Features	> Free shipping > 1 Day return policy > 10 Years warranty

Add Content

Ready to make block global?

Do you want to make this block global, so that it can be re-used on other pages?

Name

Place in folder

- > Product Blocks
- > Feature Blocks
- > About Us Blocks

Cancel Yes

Make Global

Save and preview Save Save and Publish

Umbraco-flavored Markdown.

Blocks

 Text

 Text

Add Text



Blocks

 **Block: My first block**

 **Block: Another block**

Add Text



Block {{headline}}

Block {=headline}

Marker Prefix

=property_alias

#localization_key

{=headline | strip-html}

Filter

An orange arrow pointing upwards from the word "Filter" to the "strip-html" part of the code snippet above.

{=headline | word-limit:15}

Filter

An orange arrow pointing upwards from the word "Filter" to the "word-limit:15" part of the code snippet above.

What about packages?



- Home
- Products
- People
- About Us
- About this Starter Kit**
- Blog
- Contact
- Recycle Bin

Recent activities

Shows recent activities from all users in the back office.

- June 16, 2020 11:53 AM
Admin saved and published [About this Starter Kit](#).
- June 10, 2020 5:48 PM
Markus Johansson saved and scheduled [Contact](#) for publishing at June 10, 2020 5:48 PM.
- June 10, 2020 5:26 PM
Markus Johansson saved and published [Home](#).
- June 10, 2020 5:20 PM
Markus Johansson saved and published [About Us](#).
- June 10, 2020 3:57 PM
Markus Johansson saved and published [This will be great](#).
- June 10, 2020 3:57 PM
Markus Johansson saved and published [Another one](#).
- June 10, 2020 1:34 PM
Markus Johansson moved [Todo list for the Starter Kit](#) to recycle bin.
- June 8, 2020 10:04 PM
Admin saved and published [My Blog Post](#).
- June 8, 2020 10:04 PM

Unpublished content

Shows unpublished content that has not been scheduled for publish.

Your recent activity

Shows your own recent activities

- June 16, 2020 11:53 AM
Saved and published [About this Starter Kit](#).
- June 9, 2020 5:43 PM
Saved and published [Home](#).
- June 8, 2020 10:04 PM
Saved and published [Contact](#).
- June 8, 2020 10:04 PM
Saved and published [This will be great](#).
- June 8, 2020 10:04 PM
Saved and published [Another one](#).
- June 8, 2020 10:04 PM
Saved and published [My Blog Post](#).
- June 8, 2020 10:04 PM
Saved and published [Blog](#).
- June 8, 2020 10:04 PM
Saved and published [Todo list for the Starter Kit](#).
- June 8, 2020 10:04 PM
Saved and published [About Us](#).

- 23 Published content nodes
- 1 Nodes in recycle bin
- 0 Members on website
- 0 New members last week





Lorem ipsum dolor sit amet, consectetur adipiscing elit. Maecenas placerat, risus vel viverra aliquet, nisi velit congue tortor, eu maximus ipsum mauris quis diam.

Click here!

Test

Lorem ipsum dolor sit amet, consectetur adipiscing elit. Maecenas placerat, risus vel viverra aliquet, nisi velit congue tortor, eu maximus ipsum mauris quis diam. Maecenas ut nisi ac justo ultricies mattis sed vel purus. Vestibulum quis lacus dignissim, faucibus urna ut, sagittis felis. Phasellus sagittis lacus felis, sit amet venenatis augue tincidunt eleifend.

Lorem Ipsum

Suspendisse potenti. Morbi aliquam sapien eu molestie tempor. Suspendisse aliquet tortor sed lectus tempor sodales. In sodales nunc eget lorem commodo, id interdum massa feugiat. Sed placerat dictum diam, nec mattis nisl volutpat at. Maecenas vulputate odio at nulla vulputate mollis. Vestibulum interdum suscipit urna, a ultrices dolor aliquam ut. Nulla rutrum velit non bibendum ullamcorper.

Lägg till Kontroll Rad Inställningar



Knapp

Aa

Text



Bild



Makro



Stäng















Spara och stäng









Spara

Busy times for package developers.

- Total re-write for all types of backoffice extensions.
- New technology for most people
- Documentation
- "Moving target"



Umbraco Forms 	
Umbraco Commerce 	
Umbraco Deploy 	
uSync 	
Contentment 	
GMaps 	
Skybrud Redirects 	

Diplo God Mode	
The Dashboard	
Hangfire Dashboard	
Slimsy	
Block List Preview	
Full Text Search	
SEO Toolkit 	

Analytics & Insights

Artificial Intelligence

Campaign & Marketing

Commerce

Developer Tools

Editor Tools

Headless

PIM & DAM


Search

Themes & Starter Kits

Translations


Umbraco version	↓	Maintained by	↓	License type Free	↓	Type	↓	Order by ?	↓	×
-----------------	---	---------------	---	----------------------	---	------	---	------------	---	---

uSync




Keep your Umbraco Settings and Content in sync - Source control, copy and deploy your Umbraco site between instances and servers.

v9 - v15




Contentment




Contentment is a collection of components that can enhance the Umbraco CMS editorial experience.

v8 - v13




Skybrud Redirects




Redirects manager for Umbraco.

v8 - v13




GMaps



Basic Google Maps with autocomplete property editor for Umbraco 8+


v8 - v13

Diplo God Mode




God Mode provides developers with tools, diagnostics and in-depth insights into their Umbraco site. This custom tree in the Settings section of Umbraco allows you to browse, query and search your document types

v8 - v13




SeoToolkit




SEO package for Umbraco

v9 - v13



The Dashboard



Nice content dashboard, shows a short summary of recent events inside a site like recent changes.

v8 - v15

Skybrud Redirects Import



Import and export add-on for Skybrud Redirects.

v8 - v13

The future looks bright.

- Choosing web components was a great move
- It's fun to work with!
- Package development will be more predictable, and life will be easier.

How to upgrade?

Migrate to Umbraco 14+

- Migrate data for property editors and features that have been removed
- Re-write any custom backoffice extensions.

How we've done.

uSync.Migrations

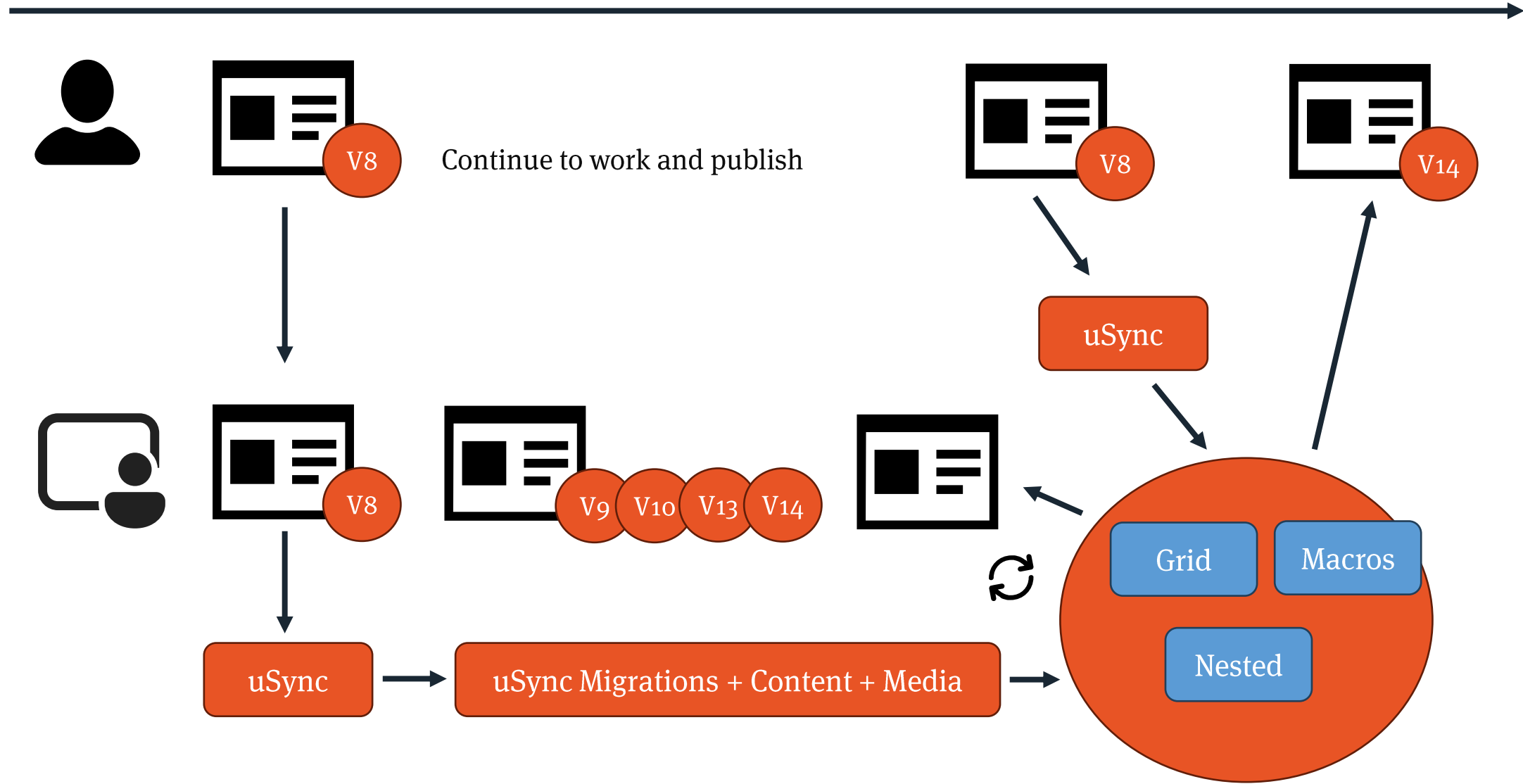
- Many built in Property Migrators
- Only a few custom migrators


```
<grid>
  {
    rows: [....]
  }
</grid>
```



```
<blocks>
  {
    layout: [....],
    content: [...]
  }
</blocks>
```

Time, like weeks or sometimes months



Should we upgrade?

Is it time to upgrade?

- Still early days
- Give it a spin, contribute, try out packages
- LTS vs STS
- Could rest at v13 (with or without legacy property editors)
- At some point: Yes
- Need block level variants, hybrid cache?



Looking to install Umbraco manually?

RECOMMENDED FOR MOST USERS

Umbraco 13 LTS

Show install guidance

Released: December 14, 2023

LATEST FEATURES

Umbraco 15

Show install guidance

Released: November 14, 2024

A vertical orange line on the left side of the slide.

It depends.

Thank you!

@markusjoha

markus@obviuse.se

IN MEMORY OF
Umbraco
V8

IN MEMORY OF

TO THE	THE	THE
THE	THE	THE
THE	THE	THE
THE	THE	THE
THE	THE	THE
THE	THE	THE
THE	THE	THE
THE	THE	THE
THE	THE	THE
THE	THE	THE
THE	THE	THE
THE	THE	THE